



# Kovair 7.0 - Release Notes

**Kovair Software, Inc.**

2410 Camino Ramon, STE 230  
San Ramon, CA 94583  
[www.kovair.com](http://www.kovair.com)  
[sales@kovair.com](mailto:sales@kovair.com)

**Document Version History**

<b>Release</b>	<b>Date</b>	<b>Reason</b>
Version 1.0	12/27/2012	To record the enhancements in Kovair 7.0 and highlight the differences between Kovair 7.0 and Kovair 6.5.

---

Kovair Software is a Silicon Valley based software Product Company specializing in the domain of Integrated Application Lifecycle Management - ALM solutions. Our objective is to make the software development process better, faster and collaborative – anytime, anywhere, using any tool, platform and technology. Kovair’s focus on integrating third party best-of-breed tools enables creation of applications in a synchronized tools environment.

# Table of Contents

Introduction.....	3
What's New.....	3
Improved Look & Feel.....	3
Better Content Organization.....	4
Left Navigation Pane and Entity Grouping .....	4
Menu Links.....	5
Application Header .....	5
Action Menu .....	5
Better Navigation.....	6
Entity Grouping .....	6
Introducing the Concept of Multiple Tabs.....	7
Managing Tabs.....	8
Ease of Use.....	8
Expandable Work Area.....	8
Action Menu on Right-click.....	10
Multiple Concurrent Working Modes .....	10
Web 2.0 Experience .....	11
Hidden Action Triggers.....	11
Auto Completion.....	11
Other Web 2.0 Features.....	12
Deprecated Features .....	12
Backward Compatibility.....	13

# Introduction

This document contains the release notes for Kovair 7.0 Release, and aims to introduce you to the significant enhancements and make you aware about the difference between Kovair 7.0 and Kovair 6.5 (previous release of Kovair). Users of previous releases are encouraged to evaluate and upgrade to the new release for a better Kovair experience.

## What's New

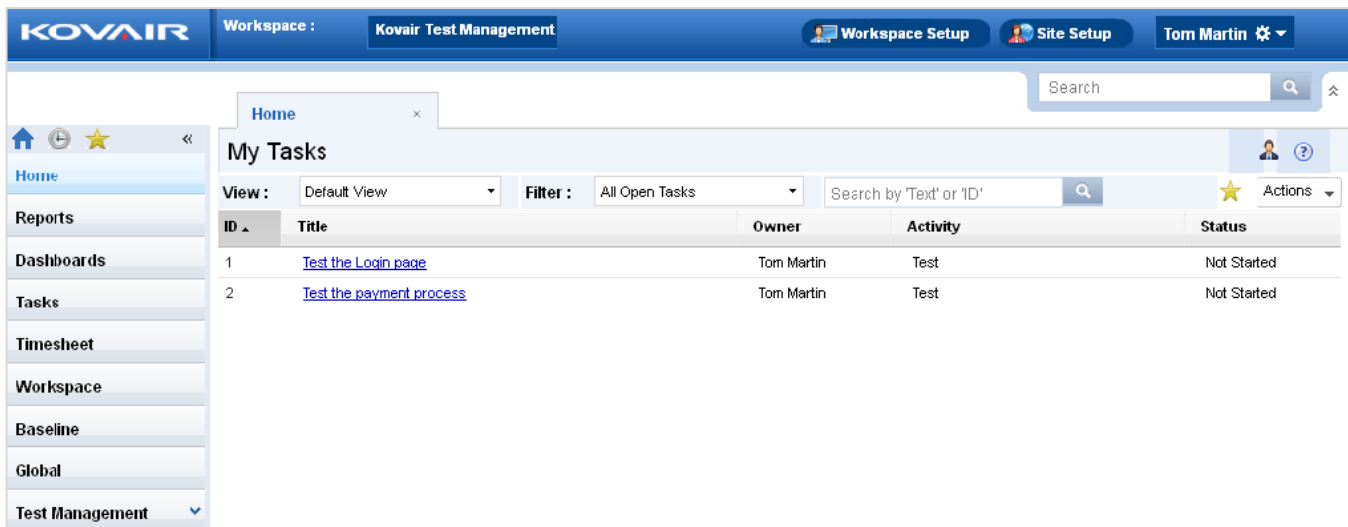
The User Interface (UI) of Kovair 7.0 is new, and has been designed with a record-based approach using Web 2.0 features. The new UI provides better navigation and is easy to use.

Kovair 7.0 differs from Kovair 6.5 in terms of:

- ❖ Overall look and feel
- ❖ Content Organization
  - Entities (i.e. tabs)
  - Menu links
  - Application Header
  - Action menu
- ❖ Navigation
- ❖ Usability
- ❖ Web 2.0 experience
- ❖ Number of Features

## Improved Look & Feel

The overall look & feel of Kovair 7.0 is much different from its previous releases. Release 7.0 resembles social networking websites and has been designed like that in order to enrich user experience and allow future releases of Kovair 7.0 to run on mobile devices.

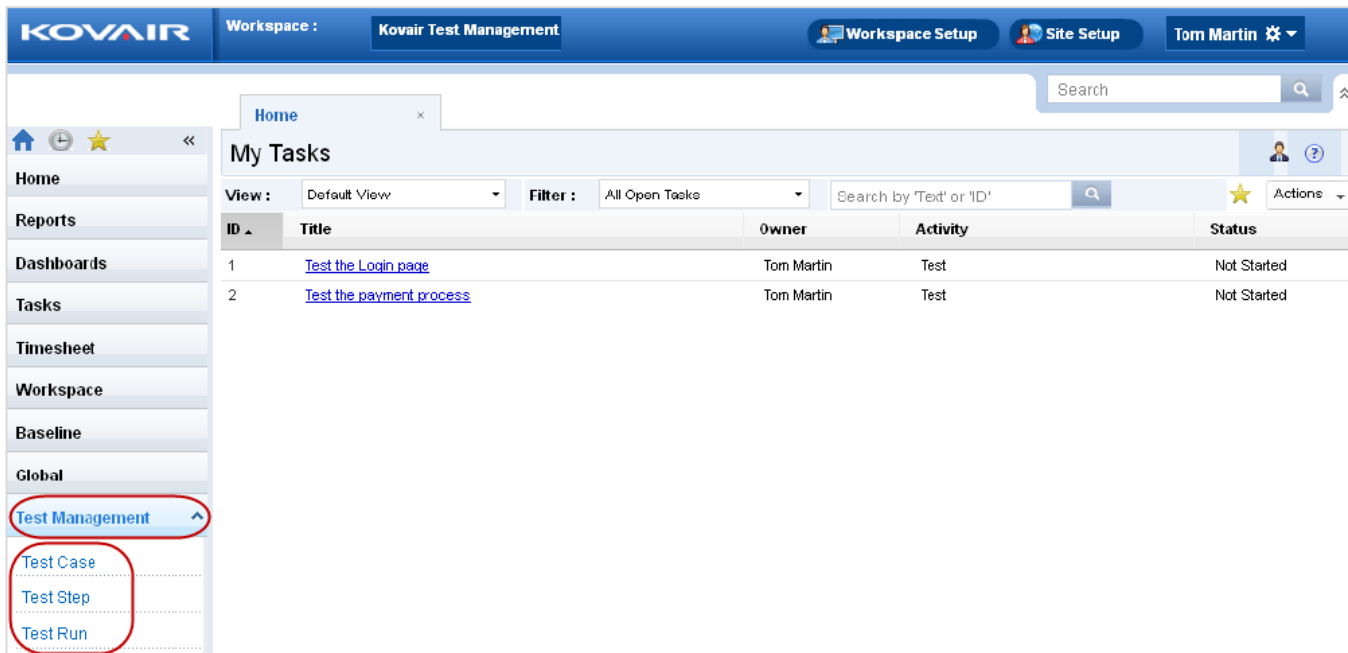


## Better Content Organization

### Left Navigation Pane and Entity Grouping

A remarkable difference between Kovair 7.0 and the previous releases is that the entities, which used to appear as horizontal tabs, now appear as items under logical groups in the Left Navigation pane, as shown in the following figure:

Groups can be created by users as per their needs and each entity can belong to one or more groups depending on the business needs.



## Menu Links

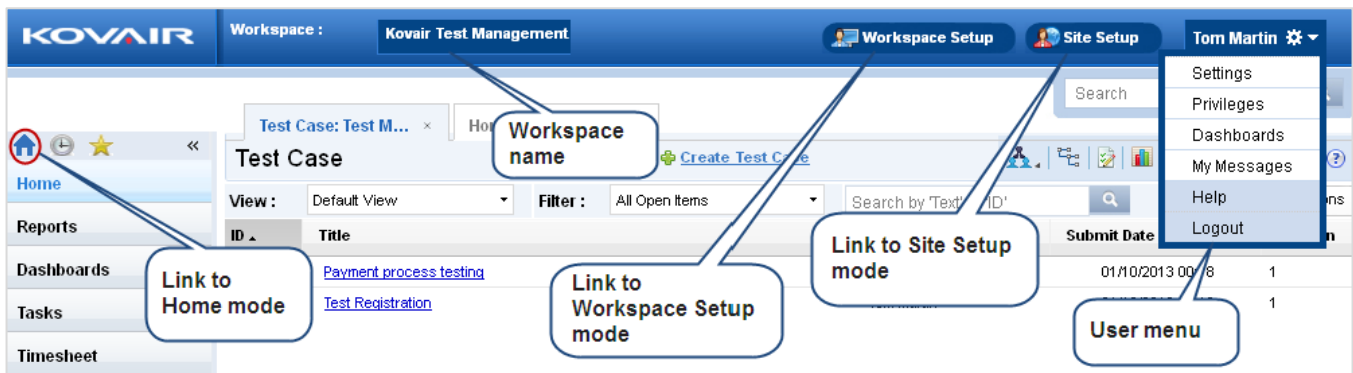
Menu links, which used to appear as links under the entity tabs, now appear as toolbar icons, as shown in the following figure:



The set of icons marked in the preceding image also includes the icons for grouping and displaying related entity items in hierarchical view, traceability view, or folder hierarchy view.

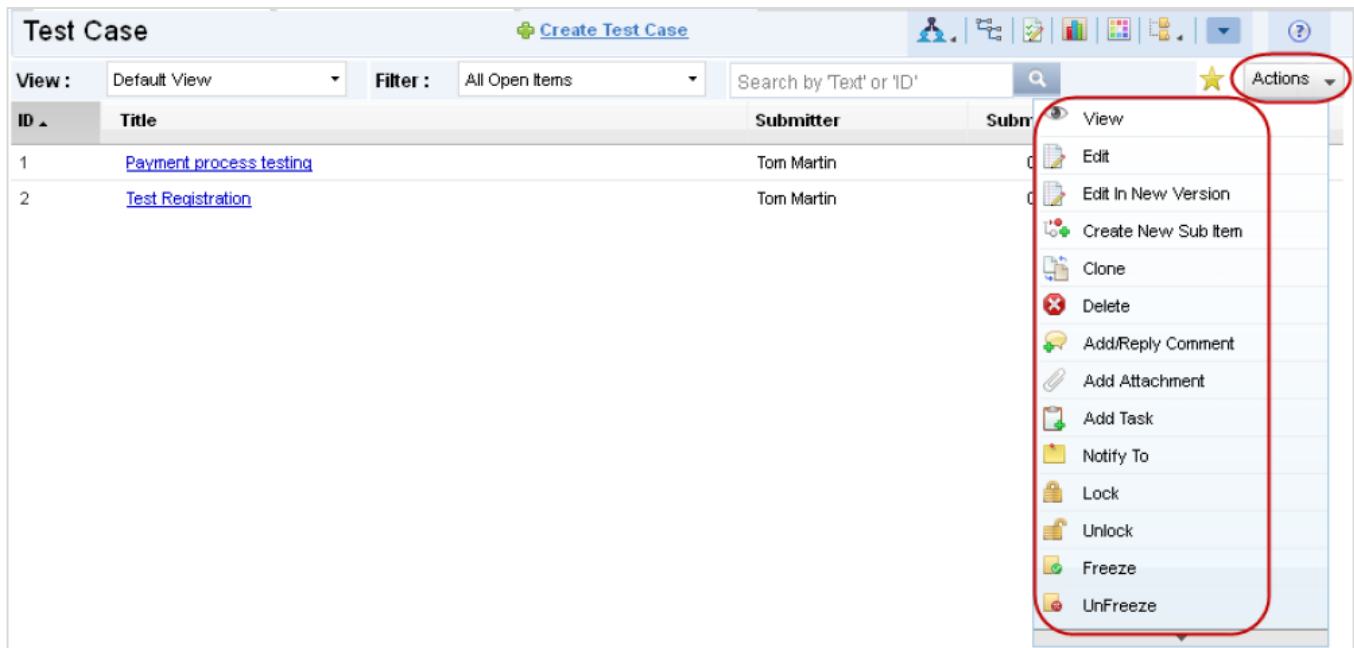
## Application Header

The application header shows the links to Home, Workspace Setup, and Site Setup mode. Also, the header displays the links to Settings, Privileges, Dashboards, My Messages, Help, and Logout in the form of a drop-down menu, as shown in the following figure:



## Action Menu

The Action menu, which allows you to perform certain actions on a selected record, appears as a drop-down list, as shown in the following figure:



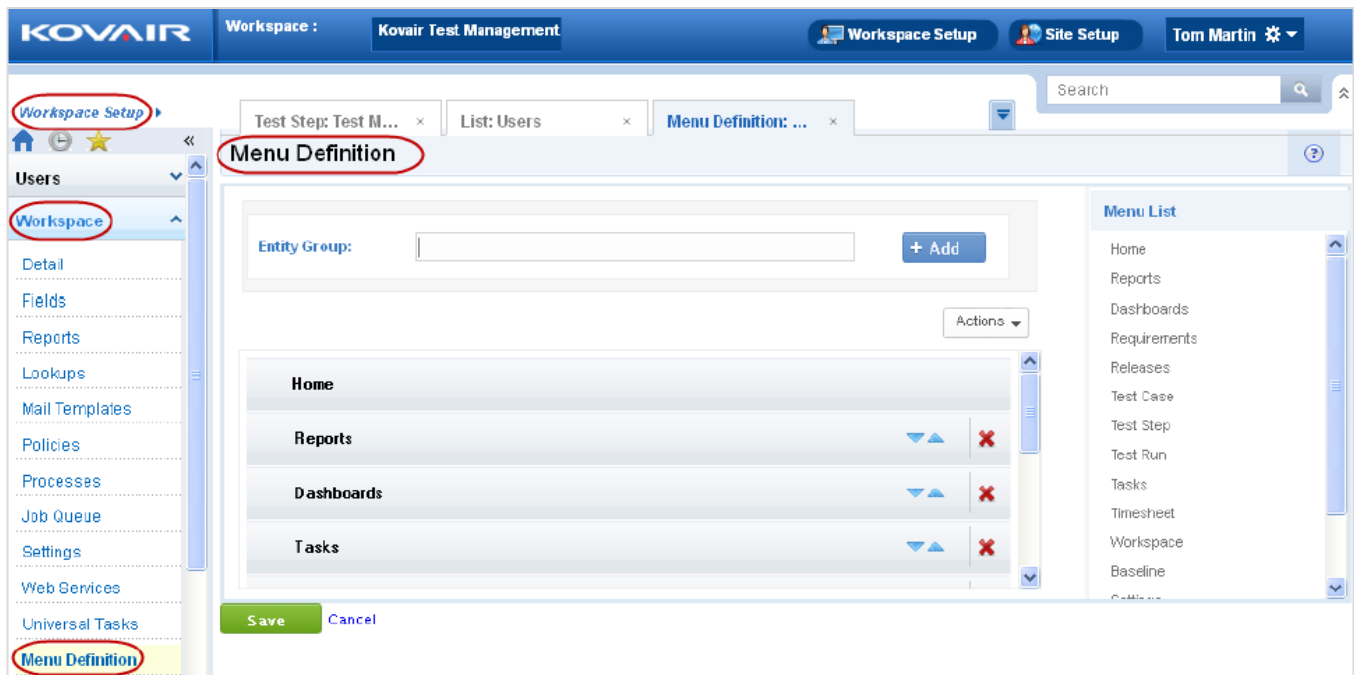
## Better Navigation

Kovair 7.0 provides better navigation experience by allowing you to:

- ❖ Group entities (tabs)
- ❖ Open each entity in new tab without navigating between entities and without refreshing the page

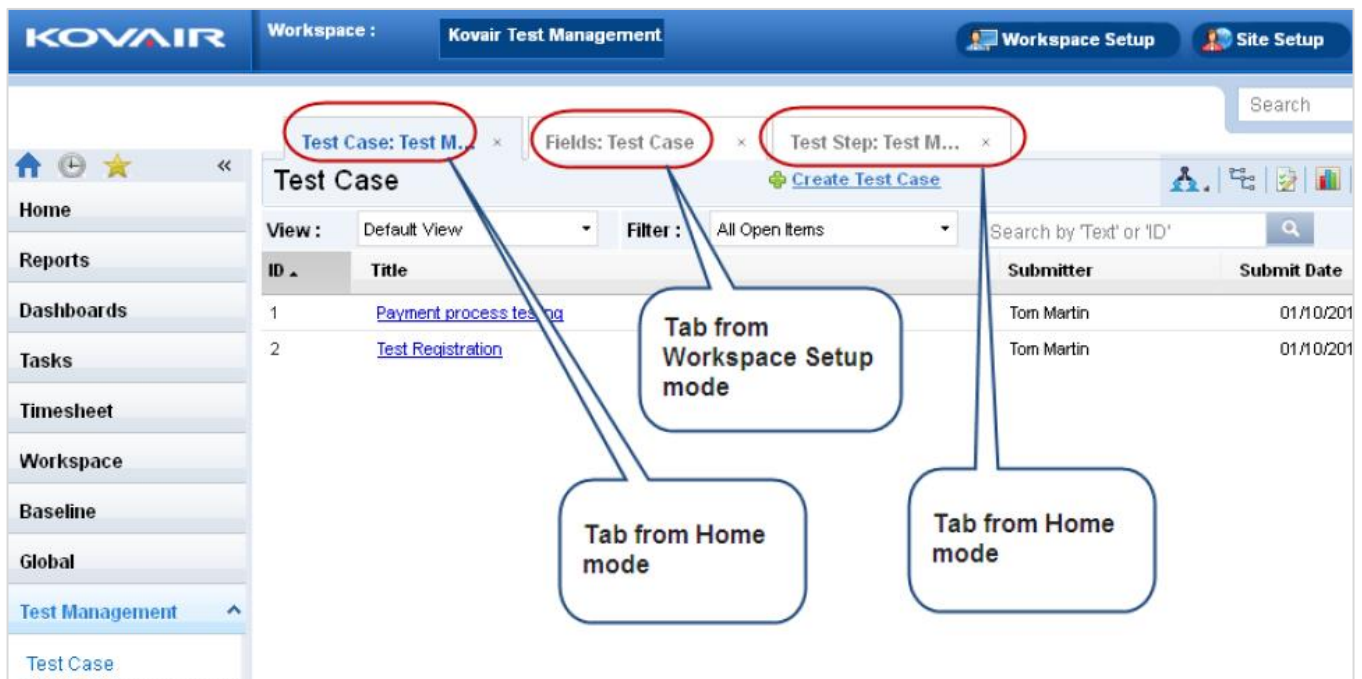
## Entity Grouping

In Kovair 7.0, entities can be grouped together into system and custom groups, thereby reducing the number of entities displayed at a time and enhancing the user's navigation experience. Custom groups can be created in Workspace Setup mode from **Workspace** → **Menu Definition**, as shown in the following figure:



## Introducing the Concept of Multiple Tabs

Multiple tabs from same mode or different modes can be opened at a time, as shown in the following figure:

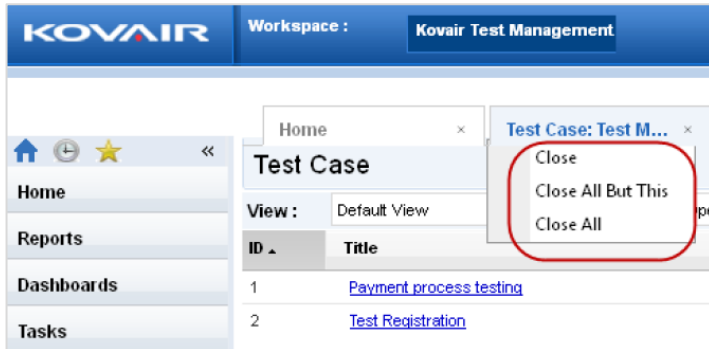


You can view items of different objects and entities simultaneously. This gives you the flexibility of making changes in the configuration and viewing the effect at the same time.



## Managing Tabs

On right-clicking any of the open tabs, several options are displayed for managing the display of tabs, as shown in the following figure:



## Ease of Use

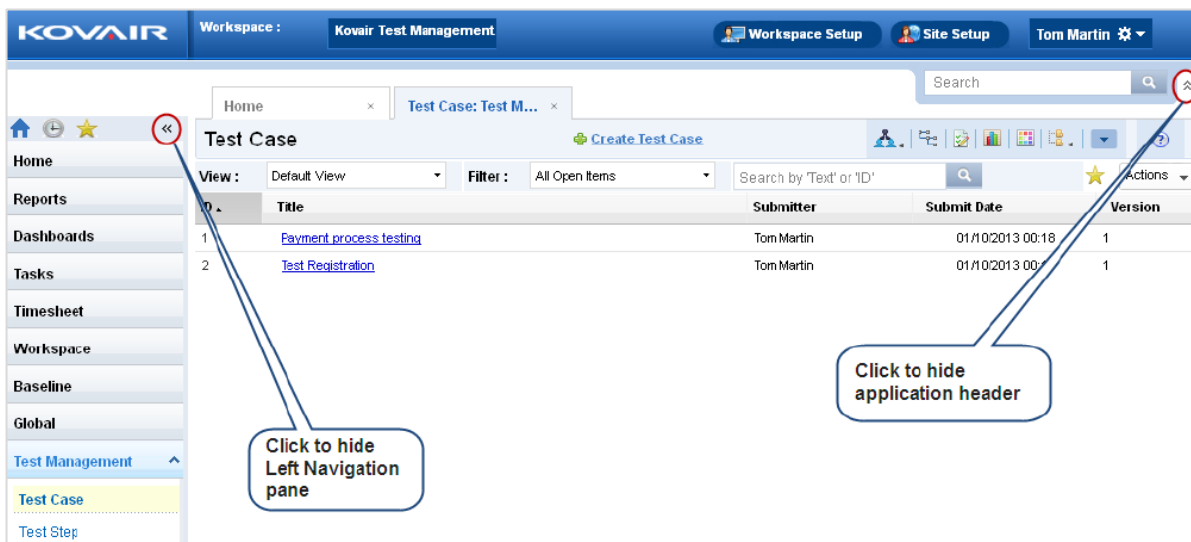
Kovair 7.0 improves the usability by allowing you to:

- ❖ Expand your work area
- ❖ Right-click on an entity item to access its Action menu
- ❖ Work in all the three modes simultaneously

## Expandable Work Area

You can expand your work area both horizontally and vertically by collapsing the header and Left Navigation pane.

### Default Work Area:



## Expanded Work Area:

Home x Test Case: Test M... x

Test Case

Create Test Case

View: Default View Filter: All Open Items Search by 'Text' or 'ID'

ID	Title	Submitter	Submit Date	Version
1	<a href="#">Payment process testing</a>	Tom Martin	01/10/2013 00:18	1
2	<a href="#">Test Registration</a>	Tom Martin	01/10/2013 00:19	1

Click to show Left Navigation pane

Click to show application header

You can also maximize the section of the form in which you are currently working. Each and every section has the option of maximize and minimize, as shown in the following figure:

## Default View of a Section:

View Test Case

General

ID 1 Version 1

\* Title Payment process testing

Make a dummy payment to check the payment gateway

\* Status Not Started

Click to maximize the section

## Maximized View of a Section:

General

ID 1 Version 1

\* Title Payment process testing

Make a dummy payment to check the payment gateway

\* Status Not Started

Submitter Tom Martin Submit Date 01/10/2013 00:18

Click to minimize this section

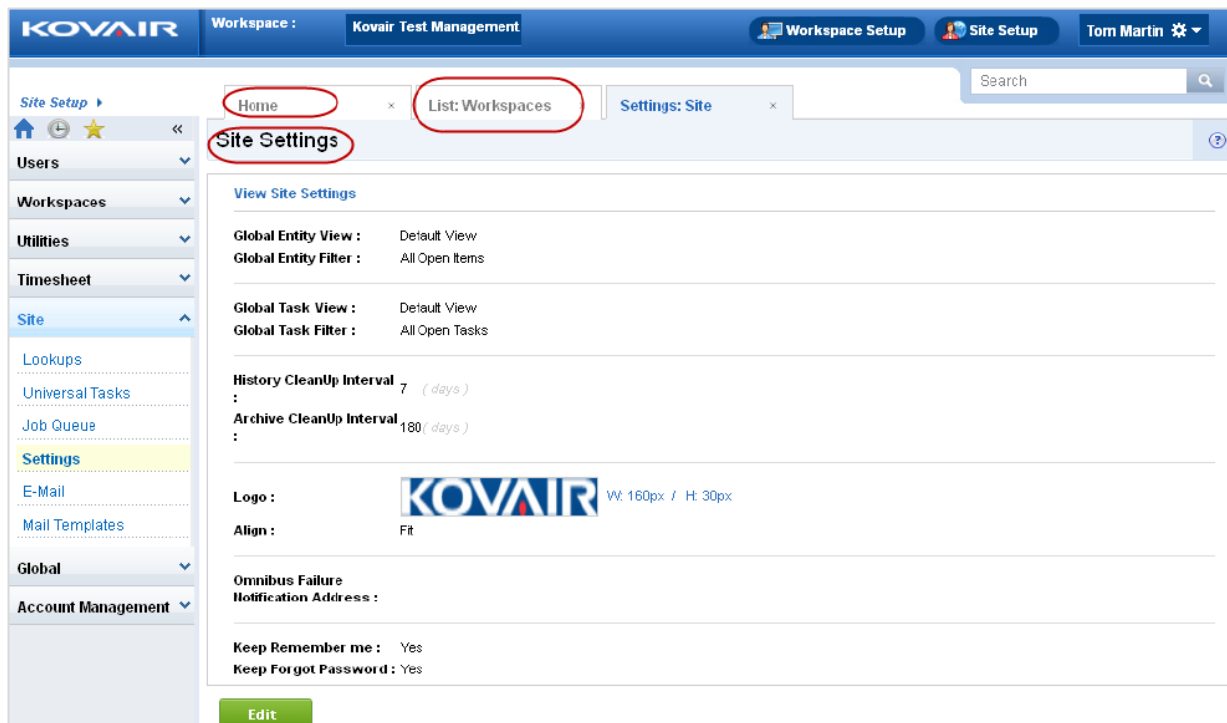
## Action Menu on Right-click

The Action menu appears when you right-click on an entity item, as shown in the following figure:



## Multiple Concurrent Working Modes

Prior to Kovair 7.0, working modes were mutually exclusive; you could work only in one mode at a time. However, in Kovair 7.0, you can open all the three modes — Home, Workspace Setup, and Site Setup — simultaneously, as shown in the following figure:

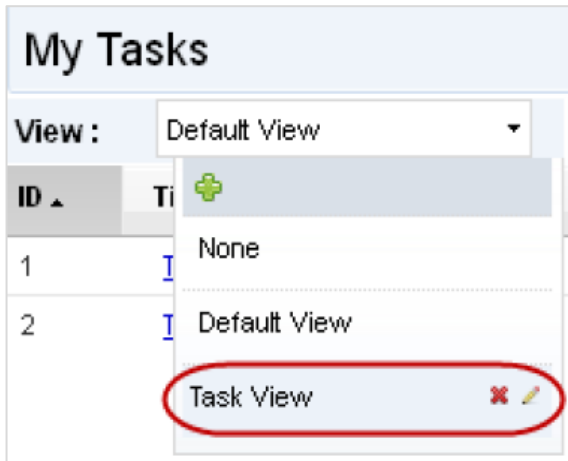


## Web 2.0 Experience

Kovair 7.0 has been designed using Web 2.0 features and hence it provides certain features native to Web 2.0, such as hidden links and auto completion.

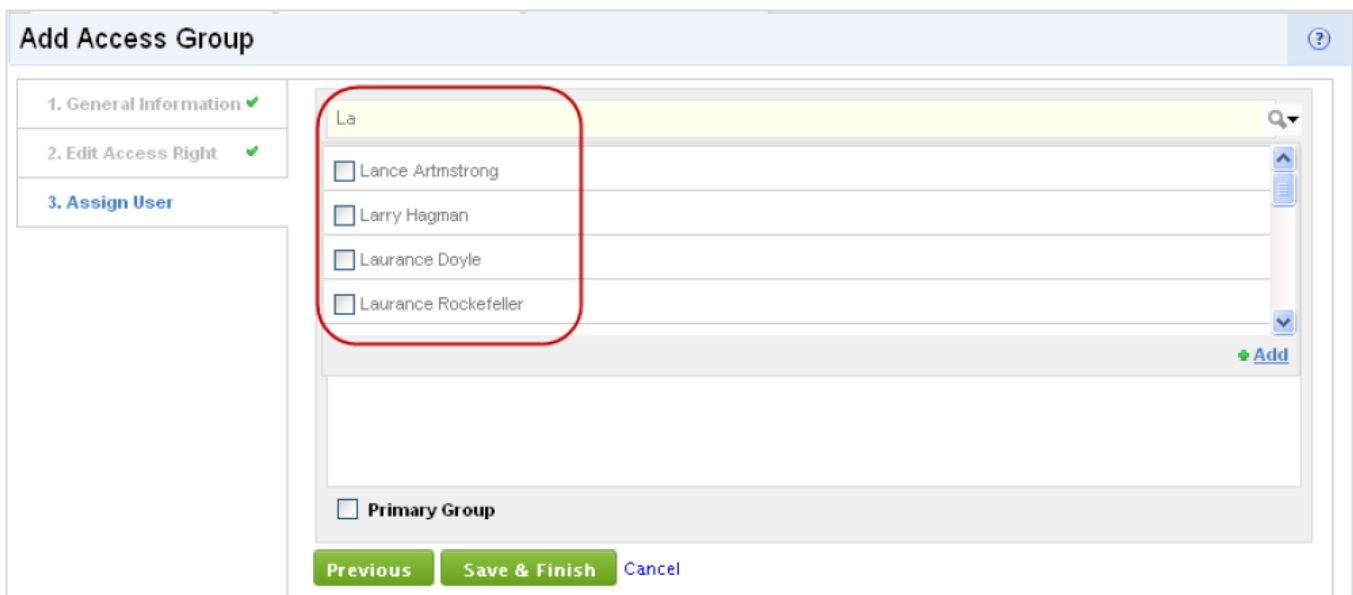
### Hidden Action Triggers

The triggers (icons/links) for editing or deleting a View appear only after you select the View, as shown in the following figure:



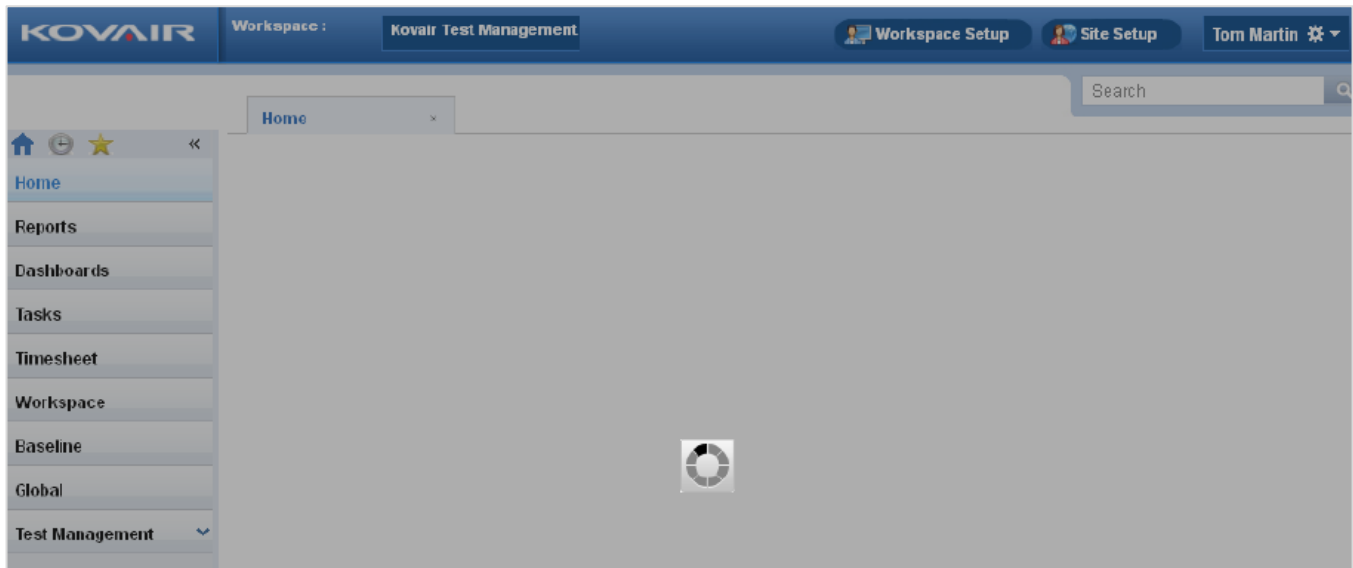
### Auto Completion

The application displays hints while you are searching for a user and any other record.



## Other Web 2.0 Features

Visual notification to end users using „loader“, while page/content is loading.



Navigation is designed in such a way that tunnel-vision users (end users who do not need to do any configuration) could do their job in a precise way. Since each and every control is not exposed, users can navigate to their desired controls.

Considering different user pool, visual design and typography have been handled with minimalistic approach — by eliminating unnecessary elements, colors, shapes, and textures.

“The New Language of Business: SOA and Web 2.0” is the recent buzz around IT world, and Kovair7.0 complies both, SOA as well as Web2.0

## Deprecated Features

Several features in Kovair 6.5 have been deprecated in Kovair 7.0. The deprecated features include:

- ❖ **Grid & Relation section in Multi-Edit Support in list:** In Kovair 7.0, you cannot show Grid and Relation fields in multi-edit page of Tasks or Entity list.
- ❖ **On-Demand filters:** In Kovair 7.0, you cannot create filters at run time.
- ❖ **Showing of tooltip fields:** In Kovair 7.0, tooltip is displayed by default. Earlier, the Display Tooltip option was there in the Edit Entity Settings page. This option has been removed in Kovair 7.0.
- ❖ **Effort Matrix:** In Kovair 6.5, Effort Matrix appeared as a menu link under any entity tab in Home mode. This feature has been removed.
- ❖ **Policy:** In Kovair 7.0, the following policy actions have been removed:

- Service Calls Action
  - Pause Process Action
  - Resume Process Action
  - Freeze Items Action
  - Unfreeze Items Action
- ❖ **Web Services:** In Kovair 6.5, Web Services appeared as a menu link under the Workspace tab in Workspace Setup mode. This feature has been removed.
- ❖ **Resource Management:** In Kovair 6.5, Resource Management appeared as a separate tab under Home and Workspace Setup mode. This feature has been removed.
- ❖ **Application Variables:** In Kovair 6.5, Application Variables used to appear as a menu link under the **Utilities** tab. This feature has been removed.

## Backward Compatibility

Kovair 7.0 is fully compatible with Kovair 6.5 in the sense that it works on any 6.5 configuration. In technical terms, you can simply point to a Kovair 7.0 site to your existing 6.5 database, and it would work seamlessly.

To the existing user of Kovair, upgrading to a new version could not have been easier. Kovair 7.0 has been architected keeping you in mind. So, please go ahead and give it a try. If you like it, you are already in it. No further upgrade is required